

SLN QUANTUM

# TRADE COPIER

Complete User Manual

NinjaTrader 8 AddOn — Version 2.1

Multi-Account Execution Replication & Automation Platform

I	Account	Site	Pos	Unrealized	Realized	Net Liquidation	From Funded	Auto Liquid	From Clos	Daily Lot	Daily Gr	Trail Goal	Goal Clos	Qty	Total PNL
●	Backtest	1x	—	\$0.00	\$0.00	\$100,000.00	\$0.00	—	—	—	—	—	—	0	\$0.00
●	Playback10	1x	—	\$0.00	\$0.00	\$0.00	—	—	—	—	—	—	—	0	\$0.00
●	Sim101	1x	—	\$0.00	\$0.00	\$103,985.00	\$3,985.00	—	—	—	—	—	—	0	\$0.00
●	Sim Valhall	—	—	\$0.00	\$0.00	\$101,453.50	\$1,453.50	—	—	—	—	—	—	0	\$0.00
●	Sim Thor	1x	—	\$0.00	\$0.00	\$102,871.50	\$2,871.50	—	—	—	—	—	—	0	\$0.00
●	Sim Freya	1x	—	\$0.00	\$0.00	\$99,500.00	(\$500.00)	—	—	—	—	—	—	0	\$0.00
●	Sim Manua	1q	—	\$0.00	\$0.00	\$100,000.00	\$0.00	—	—	—	—	\$0/20%/2q	—	0	\$0.00
●	APEX30361	2x	—	\$0.00	\$0.00	\$50,368.24	(\$49,631.76)	\$48,453.64	\$1,914.60	\$600	✓	\$400/20%/1q	✓	0	\$0.00
●	APEX30361	2x	—	\$0.00	\$0.00	\$50,384.24	(\$49,615.76)	\$48,467.42	\$1,916.82	\$600	✓	\$400/20%/1q	✓	0	\$0.00
●	APEX30361	2x	—	\$0.00	\$0.00	\$50,387.24	(\$49,612.76)	\$48,472.92	\$1,914.32	\$600	✓	\$400/20%/1q	✓	0	\$0.00
●	APEX30361	2x	—	\$0.00	\$0.00	\$50,373.24	(\$49,626.76)	\$48,461.64	\$1,911.60	\$600	✓	\$400/20%/1q	✓	0	\$0.00
●	APEX30361	2x	—	\$0.00	\$0.00	\$50,384.24	(\$49,615.76)	\$48,469.92	\$1,914.32	\$600	✓	\$400/20%/1q	✓	0	\$0.00
●	APEX30361	2x	—	\$0.00	\$0.00	\$50,376.24	(\$49,623.76)	\$48,459.42	\$1,916.82	\$600	✓	\$400/20%/1q	✓	0	\$0.00
●	APEX30361	2x	—	\$0.00	\$0.00	\$50,392.24	(\$49,607.76)	\$48,477.64	\$1,914.60	\$600	✓	\$400/20%/1q	✓	0	\$0.00
●	APEX30361	2x	—	\$0.00	\$0.00	\$50,377.24	(\$49,622.76)	\$48,462.42	\$1,914.82	\$600	✓	\$400/20%/1q	✓	0	\$0.00
●	APEX30361	2x	—	\$0.00	\$0.00	\$50,377.24	(\$49,622.76)	\$48,462.42	\$1,914.82	\$600	✓	\$400/20%/1q	✓	0	\$0.00
●	APEX30361	2x	—	\$0.00	\$0.00	\$50,365.24	(\$49,634.76)	\$48,450.42	\$1,914.82	\$600	✓	\$400/20%/1q	✓	0	\$0.00
●	SimThor Te	1x	—	\$0.00	\$0.00	\$100,000.00	\$0.00	—	—	—	—	—	—	0	\$0.00

- Telegram Remote Control
- Auto Master Selection
- Trail Goal Protection
- Multi-Account Copying

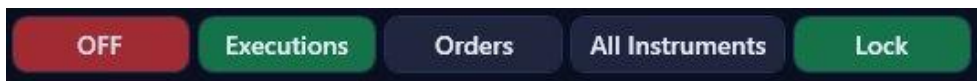
---

# TABLE OF CONTENTS

---

1. Toolbar — Main Control Bar
2. Grid — Account Table
3. Toggle Buttons (Footer Row 1)
4. Auto Master — Automatic Master Selection
5. Auto Schedule — Time-Based Scheduling
6. Session Size — Max Contracts per Session
7. Telegram — Notifications & Remote Control
8. Auto Follower — Automatic Enrollment
9. Auto Recovery — Daily Auto Reset
10. Chart — Evolution Chart
11. Settings & PANIC
12. Trail Goal — Phased Profit Protection
13. Goal Close — Independent Close from Master
14. Recommended Workflow
15. Telegram Commands — Complete Reference

## 1. TOOLBAR — Main Control Bar



Button	Function
ON / OFF	Starts/stops the copier. Red = off, green = on.
Executions	Copy mode based on executions (recommended). When master gets a fill, followers receive identical order.
Orders	Copy mode based on orders. When master places an order, followers place one too.
All Instruments	Click to filter a single instrument. Repeated clicks cycle through active instruments. Green = filter active.
Lock	Locks all grid modifications. Prevents accidental clicks during trading.



Button	Function
Reset	Resets all configuration (master, followers, daily limits, trail goal). Requires double-click to confirm.
Restore	Restores hidden accounts from grid (those you pressed X on).

## 2. GRID — Account Table

Account	Size	Pos	Unrealized	Realized	Net Liquidation	From Funded	Auto Liquid	From Clos	Daily Loss	Daily Goal	Trail Goal	Goal Clos	Qty	Total PNL
Backtest	1x	—	\$0.00	\$0.00	\$100,000.00	\$0.00	—	—	—	—	—	—	0	\$0.00
Playback10	1x	—	\$0.00	\$0.00	\$0.00	—	—	—	—	—	—	—	0	\$0.00
Sim101	1x	—	\$0.00	\$0.00	\$103,985.00	\$3,985.00	—	—	—	—	—	—	0	\$0.00
SimValhall	—	—	\$0.00	\$0.00	\$101,453.50	\$1,453.50	—	—	—	—	—	—	0	\$0.00
SimThor	1x	—	\$0.00	\$0.00	\$102,871.50	\$2,871.50	—	—	—	—	—	—	0	\$0.00
SimFrey	1x	—	\$0.00	\$0.00	\$99,500.00	(\$500.00)	—	—	—	—	—	—	0	\$0.00
SimManua	1q	—	\$0.00	\$0.00	\$100,000.00	\$0.00	—	—	—	—	\$0/20%/2q	—	0	\$0.00
APEX30361	2x	—	\$0.00	\$0.00	\$50,368.24	(\$49,631.76)	\$48,453.64	\$1,914.60	\$600 ✓	\$600 ✓	\$400/20%/1q	✓	0	\$0.00
APEX30361	2x	—	\$0.00	\$0.00	\$50,384.24	(\$49,615.76)	\$48,467.42	\$1,916.82	\$600 ✓	\$600 ✓	\$400/20%/1q	✓	0	\$0.00
APEX30361	2x	—	\$0.00	\$0.00	\$50,387.24	(\$49,612.76)	\$48,472.92	\$1,914.32	\$600 ✓	\$600 ✓	\$400/20%/1q	✓	0	\$0.00
APEX30361	2x	—	\$0.00	\$0.00	\$50,373.24	(\$49,626.76)	\$48,461.64	\$1,911.60	\$600 ✓	\$600 ✓	\$400/20%/1q	✓	0	\$0.00
APEX30361	2x	—	\$0.00	\$0.00	\$50,384.24	(\$49,615.76)	\$48,469.92	\$1,914.32	\$600 ✓	\$600 ✓	\$400/20%/1q	✓	0	\$0.00
APEX30361	2x	—	\$0.00	\$0.00	\$50,376.24	(\$49,623.76)	\$48,459.42	\$1,916.82	\$600 ✓	\$600 ✓	\$400/20%/1q	✓	0	\$0.00
APEX30361	2x	—	\$0.00	\$0.00	\$50,392.24	(\$49,607.76)	\$48,477.64	\$1,914.60	\$600 ✓	\$600 ✓	\$400/20%/1q	✓	0	\$0.00
APEX30361	2x	—	\$0.00	\$0.00	\$50,377.24	(\$49,622.76)	\$48,462.42	\$1,914.82	\$600 ✓	\$600 ✓	\$400/20%/1q	✓	0	\$0.00
APEX30361	2x	—	\$0.00	\$0.00	\$50,377.24	(\$49,622.76)	\$48,462.42	\$1,914.82	\$600 ✓	\$600 ✓	\$400/20%/1q	✓	0	\$0.00
APEX30361	2x	—	\$0.00	\$0.00	\$50,365.24	(\$49,634.76)	\$48,450.42	\$1,914.82	\$600 ✓	\$600 ✓	\$400/20%/1q	✓	0	\$0.00
SimThor Te	1x	—	\$0.00	\$0.00	\$100,000.00	\$0.00	—	—	—	—	—	—	0	\$0.00

### Selecting Master and Followers:

- **Double-click** on a row = set that account as Master (highlighted red)
- **Single click** on a row = add/remove from Followers (highlighted yellow)
- **X** (first column) = hide account from grid

### Row Colors:

Color	Meaning
Red	Master — the account whose trades are copied
Yellow	Active Follower — receives copies of master trades
Dark Red	Killed — blocked by Daily Loss/Goal, positions force-closed
Amber/Orange	Paused — no new trades, but existing positions remain open
Normal Blue	Unassigned — does not participate in copying

### Main Columns:

Column	Description
Account	Account name from NinjaTrader
Size	Multiplier (2x) or fixed quantity (3q) for follower
Pos	Current position: +1 = long, -2 = short 2 contracts, — = flat
Unrealized	Profit/loss on open positions
Realized	Profit/loss on closed trades today

Column	Description
Net Liquidation	Total account value
From Funded	Difference from \$100,000 (for funded accounts)
Auto Liquidate	Estimated auto-liquidation price
From Closed	Trailing Max Drawdown — distance to liquidation
Daily Loss	Daily loss limit (click = on/off, scroll = value)
Daily Goal	Daily profit target (click = on/off, scroll = value)
Trail Goal	Trailing Goal with phased protection (see Section 12)
Goal Close	Independent close from master when goal is reached
Total PNL	Unrealized + Realized = total profit/loss today

### 3. TOGGLE BUTTONS — Footer Row 1



These buttons show/hide extra columns in the grid and enable mouse interaction on those columns. When a button is green, the column is visible and interactive.

Button	Click on cell	Scroll on cell	Shift+Scroll / Ctrl+Scroll
Size	Toggle between multiplier (2x) and fixed qty (2q)	Increase/decrease value ( $\pm 1$ )	—
Type	Toggle between Micro and Mini	—	—
Mode	Cycle: Default / Executions / Orders	—	—
Fade	On/Off — follower trades in REVERSE	—	—
Skip Win	On/Off	Change consecutive wins threshold	Shift: change trades to skip
Skip Loss	On/Off	Change consecutive losses threshold	Shift: change trades to skip
Trail Goal	On/Off	Threshold ( $\pm \$50$ )	Ctrl: protect % ( $\pm 5\%$ ). Shift: phase2 size ( $\pm 1$ )
Goal Close	On/Off — close position at goal independent of master	—	—

## 4. AUTO MASTER — Automatic Master Selection



Auto Master monitors up to 6 accounts and at the end of each window (W1, W2, W3) automatically selects the best-performing account as master for the next window.

### Setup:

- Check the Auto Master checkbox
- Select 2-6 accounts from the Acc 1 — Acc 6 dropdowns
- Make sure W1, W2, W3 are configured in Auto Schedule

### Full Cycle:

- **W1 start** — captures starting PnL for each monitored account
- **W1 end** — compares delta PnL and selects the best as master for W2
- **W2 start** — captures PnL again (fresh evaluation)
- **W2 end** — selects the best again as master for W3
- After Auto Recovery, **Acc 1 becomes default master** for next W1

*States: OFF | W1 ACTIVE / W2 ACTIVE / W3 ACTIVE | MONITORING*

## 5. AUTO SCHEDULE — Time-Based Scheduling



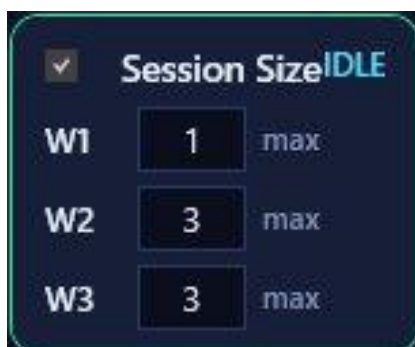
Auto Schedule automatically starts and stops the copier based on configured time windows. Three independent intervals (W1, W2, W3) with start and stop times.

- **Main checkbox** — ON/OFF auto schedule

- 
- **W1, W2, W3** — individual checkbox per interval + HH:mm times
  - When an interval is active, the copier starts automatically
  - When the interval ends, the copier stops
  - When Auto Schedule is ON, the toolbar ON/OFF button is controlled automatically

*States: MANUAL (disabled) | IDLE (active, no window) | ACTIVE (window running)*

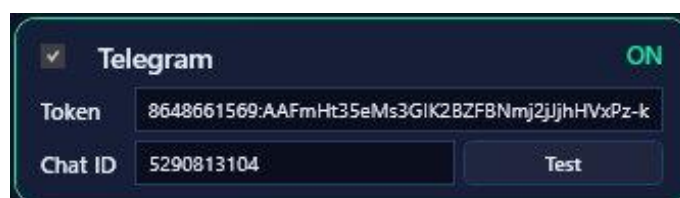
## 6. SESSION SIZE — Max Contracts per Session



Session Size limits the maximum number of contracts each follower can send, per session. Ideal for reducing risk overnight (W1) when you can't monitor.

- **W1 = 1 max** — overnight, max 1 contract per follower (minimal risk)
- **W2 = 3 max** — morning, active market, allow more contracts
- **W3 = 2 max** — afternoon, moderate level
- Editable via direct typing or scroll ( $\pm 1$ )
- Cap applies on top of all other size settings

## 7. TELEGRAM — Notifications & Remote Control



### Initial Setup (one time):

- Open Telegram, search @**BotFather**, type **/newbot**, follow steps, get a **token**
- Search @**userinfobot**, press Start, note your **Id** number (Chat ID)
- Enter token and Chat ID in copier fields, check box, press **Test**

### Automatic Notifications:

Emoji	Event	When it triggers
■	DAILY LOSS	An account hit the daily loss limit
■	DAILY GOAL	An account hit the profit target
■	TRAIL GOAL Phase 2	An account switched to reduced size

---

Emoji	Event	When it triggers
■	TRAIL GOAL PAUSED	Drawback protection activated
■	AUTO MASTER SWITCH	Master was changed automatically
■	PANIC	All positions were closed
■■	AUTO RECOVERY	Accounts were restored

**Note:** For a complete list of all 13 Telegram commands with parameters, examples, and response details, see **Section 15 — Telegram Commands**.

## 8. AUTO FOLLOWER — Automatic Enrollment



Auto Follower automatically scans all accounts and enrolls as followers those with enough available drawdown. Accounts close to liquidation are automatically excluded.

- **Min DD \$300** — accounts with Trailing Max Drawdown  $\geq$  \$300 are auto-enrolled
- Accounts below threshold are automatically removed from followers
- Killed or paused accounts are NOT re-enrolled
- Label shows active followers out of total eligible (e.g. 10/10)
- Editable via typing or scrolling on field ( $\pm$ \$50)

## 9. AUTO RECOVERY — Daily Auto Reset



Auto Recovery automatically resets all killed and paused accounts at the configured time. Eliminates the need for manual reset every morning.

### What it does at the set time:

- Clears all killed and paused accounts
- Resets Trail Goal phases, skip counters, consecutive wins/losses
- Re-enables Daily Loss/Goal on accounts that had them set
- **Acc 1 from Auto Master becomes default master** for next W1
- Executes only once per day

*States: OFF | X waiting (X accounts awaiting recovery) | OK (no killed/paused)*

## 10. CHART — Evolution Chart



- Click on a grid row = shows that account's chart
- Displays PnL evolution in real time
- Last ~180 snapshots (captured every 3 seconds)
- **Refresh** button updates the chart

## 11. SETTINGS & PANIC



**Settings** — opens the side panel with column visibility options and 6 color themes (Blue, Black, NT Gray, Yellow, Red, Green).

**PANIC** — the red emergency button. FIRST stops the copier (prevents inverse copying), then closes ALL positions on ALL accounts. Use only in emergencies.

**Note:** PANIC stops the copier BEFORE flattening. If it flattened with the copier running, close orders would be copied inversely to followers, opening reverse positions.

## 12. TRAIL GOAL — Phased Profit Protection

Trail Goal protects partial profit and reduces risk after reaching a threshold. Works in 2 phases.

**Phase 1 (normal):** Account trades with set size (e.g. 2 contracts). Normal operation.

**Phase 2 (protection):** Activates ONLY when BOTH conditions are met simultaneously:

- Account is **FLAT** (no open trades)
- Realized PnL (closed trades only)  $\geq$  threshold

**Example: Daily Goal=\$550, Trail Goal=\$350/20%/1q**

Situation	What happens
Single trade goes to \$550 unrealized	Daily Goal closes it. Trail Goal does NOT intervene.
Trade 1: +\$200, Trade 2: +\$180, flat	Realized=\$380 $\geq$ \$350. PHASE 2: size drops to 1q.
Phase 2 active, PnL drops to \$270	Drawback \$80 > \$70 (20% of \$350). PAUSE, profit protected.
Phase 2 active, PnL rises to \$550	Daily Goal closes, profit successfully realized.

**Parameters (shown in cell as \$350/20%/1q):**

- **Threshold (\$350)** — at what realized PnL Phase 2 activates. Scroll =  $\pm$ \$50
- **Protect % (20%)** — how much PnL can drop from threshold. Ctrl+Scroll =  $\pm$ 5%
- **Phase 2 Size (1q)** — how many contracts to continue with. Shift+Scroll =  $\pm$ 1

## 13. GOAL CLOSE — Independent Close from Master

**Without Goal Close:** When a follower reaches Daily Goal, the copier 'kills' it — waits and then closes everything. But if master is still in a trade, the follower stays too, and profit can decrease.

**With Goal Close enabled:** The moment a follower reaches Daily Goal, it closes its own positions IMMEDIATELY — doesn't wait for master. Master continues unaffected. Follower is put on PAUSE.

### Example: Daily Goal=\$550, Goal Close=ON

Time	Master	Follower	Action
10:00	Enters Long	Copies Long	Normal
10:15	Unrealized +\$600	PnL = \$550	Follower reaches goal
10:15	Continues Long	CLOSES ITSELF	Goal Close: flatten + pause
10:30	Still in trade	Flat, paused	No more trades received

## 14. RECOMMENDED WORKFLOW

### Initial Setup (first day):

- Configure Telegram (token + chat ID + test)
- Set times in Auto Schedule (W1, W2, W3)
- Select accounts in Auto Master (Acc 1-6)
- Set Session Size (e.g. W1=1, W2=3, W3=2)
- Enable Auto Follower with desired threshold (e.g. \$300)
- Enable Auto Recovery at desired time (e.g. 23:00)
- Set Daily Loss and Daily Goal on each account (scroll on cells)
- Optional: enable Trail Goal and Goal Close on important accounts

### Daily Operation (100% automatic):

Time	What happens automatically
23:00	Auto Recovery restores accounts. Acc 1 becomes master.
00:30 (W1)	Auto Schedule starts copier. Auto Master monitors.
07:45 (W1 end)	Auto Master selects best account as master for W2.
09:30 (W2)	Copier runs with new master. Auto Master monitors again.

---

Time	What happens automatically
11:30 (W2 end)	Auto Master re-evaluates and selects master for W3.
14:40 (W3)	Copier runs. Trail Goal and Daily Goal protect profits.
18:00 (W3 end)	Auto Schedule stops copier. Day is complete.
23:00	Cycle repeats.

## 15. TELEGRAM COMMANDS — Complete Reference

All commands are typed directly in the Telegram bot chat. The copier processes them in real-time and sends a confirmation reply. All 13 commands are listed below organized by category.



### Control Commands







Core commands to start, stop, and monitor the copier.














Command	Action	Response example
<code>/panic</code>	Closes ALL positions on ALL accounts and stops the copier. Copier is stopped FIRST to prevent inverse copying.	■ PANIC executed — all positions closed, copier stopped.
<code>/stop</code>	Stops the copier. Existing positions remain open — no orders are cancelled or closed.	■ Copier stopped.
<code>/start</code>	Starts the copier. Requires a valid master and at least one follower to be configured.	■■ Copier started. Master: SimValhalla
<code>/status</code>	Returns a comprehensive status report: copier state, master account, follower count (active/killed/paused), active schedule window, all automation states, and PnL per account.	■ STATUS (see below)

#### [/status Response Structure:](#)

The `/status` command returns a detailed multi-section report with three blocks: STATUS (copier state, master, followers, active window), AUTOMATIONS (all toggle states), and ACCOUNTS (PnL per account with total).

 **STATUS**  
Copier:  ON  
Master: *SimValhalla*  
Followers: 10 | Killed: 0 | Paused: 0  
Window: W1 ACTIVE

 **AUTOMATIONS**  
 Auto Schedule – ACTIVE  
 Auto Master – W1 tracking  
 Session Size – W1:3q  
 Auto Recovery – 00:00  
 Auto Follower – threshold \$300

 **ACCOUNTS**  
 *SimValhalla* \$0.00  
 APEX303610000005.. \$0.00  
 APEX303610000005.. \$0.00  
 APEX303610000005.. \$0.00  
 APEX303610000005.. \$0.00  
 APEX303610000005.. \$0.00  
 APEX303610000005.. \$0.00  
 APEX303610000005.. \$0.00  
 APEX303610000005.. \$0.00  
 APEX303610000005.. \$0.00  
 APEX303610000005.. \$0.00  
 APEX303610000005.. \$0.00

**Total PNL: \$0.00** 00:51

## Toggle Commands (ON/OFF)

Each toggle command flips the corresponding automation between ON and OFF. The current state is returned in the reply.

Command	Toggles	Response when ON	Response when OFF
<code>/automaster</code>	Auto Master — automatic best-account selection at window transitions	■ Auto Master: ■ ON	■ Auto Master: ■ OFF
<code>/autoschedule</code>	Auto Schedule — time-based copier start/stop across W1, W2, W3	■ Auto Schedule: ■ ON	■ Auto Schedule: ■ OFF
<code>/sessionsize</code>	Session Size — max contract cap per window. Shows current values when ON.	■ Session Size: ■ ON — W1:1q W2:3q W3:2q	■ Session Size: ■ OFF
<code>/autorecovery</code>	Auto Recovery — daily reset of killed/paused accounts. Shows reset time.	■■ Auto Recovery: ■ ON — reset at 00:00	■■ Auto Recovery: ■ OFF
<code>/autofollower</code>	Auto Follower — automatic enrollment based on drawdown threshold.	■ Auto Follower: ■ ON — threshold \$300	■ Auto Follower: ■ OFF

## Settings Commands (with parameters)

These commands accept parameters to configure specific values remotely.

Command	Description	Example	Response
<code>/schedule W1 09:30 11:30</code>	Set start and stop times for a schedule window. Accepts W1, W2, or W3.	<code>/schedule W2 14:00 16:00</code>	■ W2 set: 14:00 → 16:00
<code>/session W1 3</code>	Set max contracts for a session window. Accepts W1, W2, or W3. Value must be $\geq 1$ .	<code>/session W2 5</code>	■ W2 set: 5q
<code>/threshold 500</code>	Set Auto Follower minimum drawdown threshold in dollars. Value must be $> 0$ .	<code>/threshold 300</code>	■ Threshold set: \$300

## Error Messages

The bot returns clear error messages when commands have invalid syntax or parameters.

Scenario	Error message
Unknown command	■ Unknown command. Type /help
/start without master or followers	■■ Cannot start — check master and followers.
/schedule with wrong format	■■ Usage: /schedule W1 09:30 11:30
/schedule with invalid time	■■ Invalid start time: XX:XX. Format: HH:mm
/schedule or /session with invalid window	■■ Invalid window. Use W1, W2 or W3.
/session with invalid quantity	■■ Invalid quantity: X. Must be ≥ 1.
/session with wrong format	■■ Usage: /session W1 3
/threshold with invalid value	■■ Invalid value. Ex: /threshold 500
/threshold without value	■■ Usage: /threshold 500

## Help Command

Command	Action
/help	Returns the complete list of available commands organized by category: Control, Toggle ON/OFF, and Settings — with usage examples for parameterized commands.

## Quick Reference — All 13 Commands

#	Command	Type	Description
1	/panic	Control	Close ALL positions + stop copier
2	/stop	Control	Stop copier (positions stay open)
3	/start	Control	Start copier
4	/status	Control	Full status report
5	/automaster	Toggle	Toggle Auto Master ON/OFF
6	/autoschedule	Toggle	Toggle Auto Schedule ON/OFF
7	/sessionsize	Toggle	Toggle Session Size ON/OFF

---

#	Command	Type	Description
8	/autorecovery	Toggle	Toggle Auto Recovery ON/OFF
9	/autofollower	Toggle	Toggle Auto Follower ON/OFF
10	/schedule W# HH:mm HH:mm	Settings	Set window schedule times
11	/session W# N	Settings	Set max contracts per window
12	/threshold N	Settings	Set Auto Follower DD threshold
13	/help	Info	List all available commands

---

**SLN Trade Copier v2.1 — Built for NinjaTrader 8**